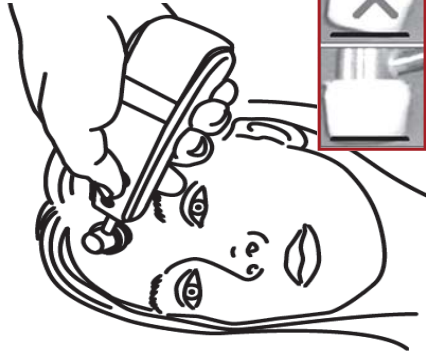


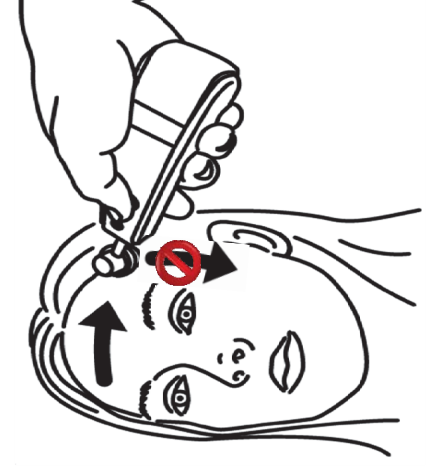
Basics of Using Exergen Temporal **Scanner** Thermometers



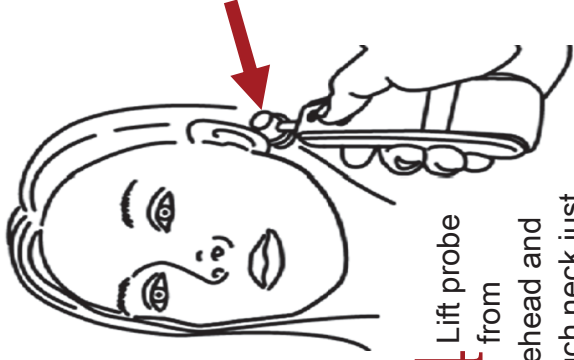
1 Brush hair away if covering the forehead or ear



2 Place probe FLUSH on forehead, depress button & **keep depressed until you are done**



3 Slide **STRAIGHT** across forehead, **NOT** down the side of the face



4 Lift probe from forehead and touch neck just behind the ear lobe




IMPORTANT
Dirty Lens = Low Temps

Clean lens in center of probe every 2 weeks with a Q-TIP dampened with an alcohol prep pad.

IMPORTANT
Core Temp is about 99.4° (37.4°C)

Temporal **Scanner** measures CORE temperature, about 1°F (0.6°C) higher than oral temperature.



5 Remove, read and record temperature



EXERGEN

Waterbury, MA 02472 USA • www.exergen.com • www.TAThermometry.org

PN: 818647A ©2009 Exergen Corporation